


Every project is unique, ranging in sizes from small pocket logos to full back prints. Larger projects demand high resolution graphics to achieve a sharp and clear image to avoid any pixelation or fuzziness. Ensuring the highest quality of graphics when sending them to us is crucial for the flawless appearance of your customized product. We highly recommend using this guide as a point of reference when setting up and sending your files over to us.

## EASY SETUP GUIDE

### STEP 1



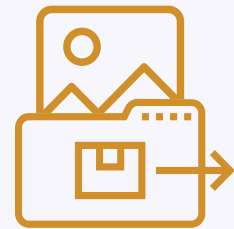
Ensure your file matches the required design dimensions

### STEP 2



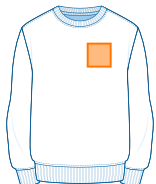
Check that the resolution of your artwork is at least 300 ppi

### STEP 3



Export your files as .PDF, .JPG, .PNG, .AI, .SVG, .PSD, or .EPS.

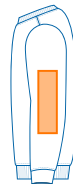
## GRAPHICS DIMENSIONS + RESOLUTION



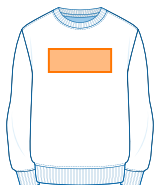
**LEFT CHEST**  
3.25"W x 3.25"H



**RIGHT CHEST**  
3.25"W x 3.25"H



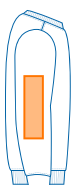
**LEFT SLEEVE**  
2"W x 11.5"H



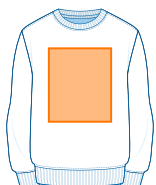
**CENTER CHEST**  
12"W x 4"H



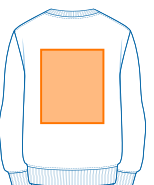
**UPPER BACK**  
14"W x 4"H



**RIGHT SLEEVE**  
2"W x 11.5"H



**FULL FRONT**  
12"W x 14"H



**FULL BACK**  
12"W x 14"H

## ACCEPTABLE FILE TYPES + GRAPHICS SIZES

File Type	Graphics Size
JPEG + PNG	1000 x 1000 pixels
TIFF + PSD	1000 x 1000 pixels
PDF	1000 x 1000 pixels
SCALABLE VECTORS (AI, EPS or SVG)	Any size will work

### CONTACT US

For questions or help with file setup:

403 860 9010

flaveprint@gmail.com

flaveprint.com

### VISIT US

#5 4203 12 St NE

Calgary, AB, T2E 4P9