


Every project is unique, ranging in sizes from small pocket logos to full back prints. Larger projects demand high resolution graphics to achieve a sharp and clear image to avoid any pixelation or fuzziness. Ensuring the highest quality of graphics when sending them to us is crucial for the flawless appearance of your customized product. We highly recommend using this guide as a point of reference when setting up and sending your files over to us.

EASY SETUP GUIDE

STEP 1



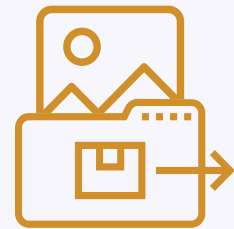
Ensure your file matches the required design dimensions

STEP 2



Check that the resolution of your artwork is at least 300 ppi

STEP 3



Export your files as .PDF, .JPG, .PNG, .AI, .SVG, .PSD, or .EPS.

GRAPHICS DIMENSIONS + RESOLUTION



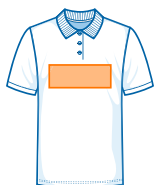
LEFT CHEST
3.25"W x 3.25"H



RIGHT CHEST
3.25"W x 3.25"H



LEFT SLEEVE
3.5"W x 3.5"H



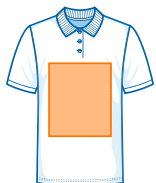
CENTER CHEST
12"W x 4"H



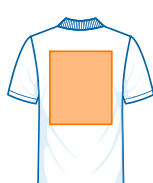
UPPER BACK
14"W x 4"H



RIGHT SLEEVE
3.5"W x 3.5"H



FULL FRONT
12"W x 14"H



FULL BACK
12"W x 14"H

ACCEPTABLE FILE TYPES + GRAPHICS SIZES

File Type

JPEG + PNG

TIFF + PSD

PDF

SCALABLE VECTORS
(AI, EPS or SVG)

Graphics Size

1000 x 1000 pixels

1000 x 1000 pixels

1000 x 1000 pixels

Any size will work

CONTACT US

For questions or help with file setup:

403 860 9010

flaveprint@gmail.com

flaveprint.com

VISIT US

#5 4203 12 St NE

Calgary, AB, T2E 4P9